



## Incidence of Gynecological Cancer in Comparison to Breast after 2003 in Baghdad

<sup>1</sup>Kawakeb N A Abdulla

<sup>1</sup>Senior lecture / Iraqi cancer research center/ Baghdad university/ Consultant gyn. Obs.  
<sup>1</sup>18kar12@gmail. Com,

<sup>2</sup>Sahar jassim abid

Lecurer/ Alkindy medical college /specialist gyn. Obs/Al -Elwiya teaching hospital  
<sup>2</sup> saharjasseem@yahoo.com

<sup>3</sup>Asmaa taha M Al- Darraji

<sup>3</sup> Lecturer/ Alkindy college/specialist gyn. Obs.  
<sup>3</sup> asmataha1972@gmail.com

ABSTRACT

A broad range of illnesses that can affect any region of the body are collectively referred to as cancer. Goal: To examine the incidence of gynecological cancer in Baghdad after 2003 in comparison to breast cancer. The findings indicated that breast cancer affects more in Iraqi women than men in terms of prevalence and incidence of lung cancer. Females were more likely than males to develop any sort of cancer.

**Keywords:**

Cancer, Trend, Incidence, Iraq.

### Introduction

Cancer is becoming a greater hazard to public health around the world, with incidence rates increasing in most nations since 1990 as a result of population expansion, aging, and increased prevalence of unhealthy habits and risk factors, such as smoking(1).

The number of cancer cases globally has increased by 33% since 2005, to 17.5 million (2).

Iraq is an Arabic country in the Asian continent's south-east corner. Iraq has been engulfed in incessant battles for the past four decades, wreaking havoc on the country's health-care system(3). In Iraq, the prevalence of various cancer risk factors (obesity, smoking, poor diet, diabetes) has lately altered, despite the lack of adequate preventive efforts. Iraq has high rates of breast, lung, and bladder cancers, as well as a growing burden of a variety of other malignancies(4). The purpose of this study was to assess trends in Gynecological Cancer in

Baghdad after 2003 in comparison to Breast Cancer.

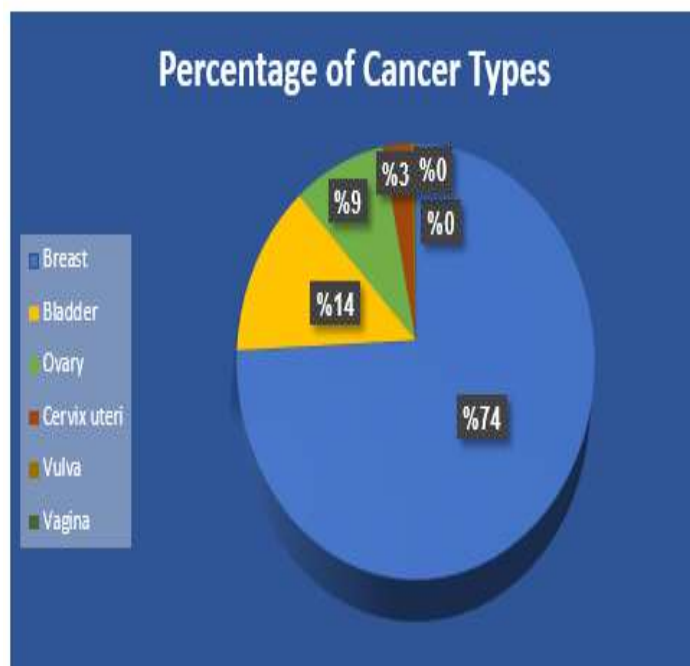
### Materials and Method

#### Study design

A survey of different cancer types in Iraqi males and females during 2003-2020 in Baghdad/ Iraq. Cancer data is normally gathered, processed, and interpreted every four years, so data after 2020 was not accessible. Version 23.0 of SPSS Statistics was used.

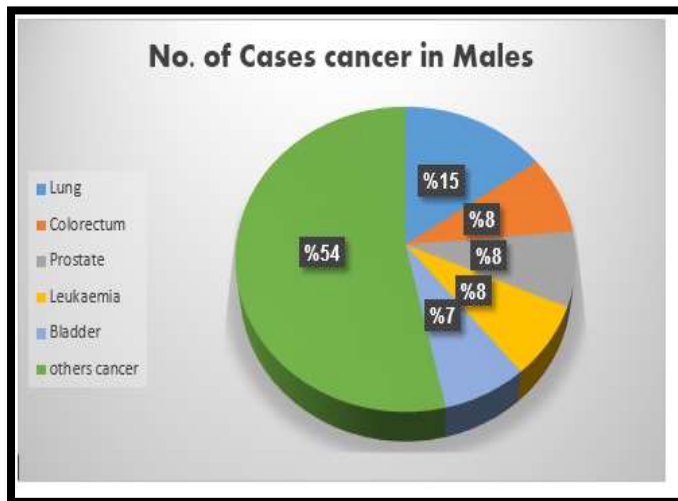
### Results and Discussion

According to the World Health Organization (WHO), in 2020 the results showed Breast cancer was the most frequent cancer in Iraqi women (74%), followed by Urinary Bladder (14%), Ovary (9%), and Cervix Uteri (3%), and Vulva and Vaginal Cancer (2%) (0 percent), as seen in figure (1).



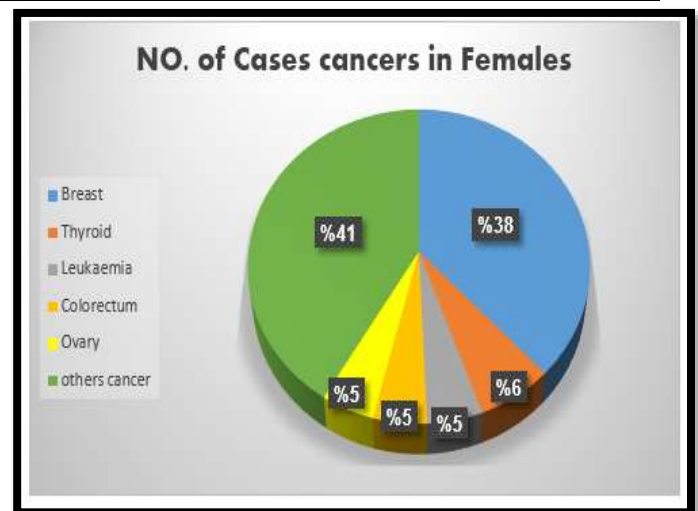
**Figure (1): Distribution of the top registered leading cancers in Iraq in 2020.**

As seen in Figure 2, lung cancer has increased dramatically (15%) in men, as has colon cancer (8%), prostate cancer (8%), leukemia (8%), bladder cancer (7%), and various cancers (54%). (2).



**Figure (2): Prevalence of total No. of cancers from Males.**

According to surveys conducted from 2003 to 2020, women were more likely than men to develop breast cancer (38%) than thyroid, leukemia, colorectal, ovarian, or other cancers (6, 5, 5, 5, and 41%). (Figure 3).



**Figure (3): Prevalence of total No. of cancers from Females.**

In contrast to other Arab nations, Iraq just recently established a cancer registration center in 2003, which has since expanded to 30 screening facilities. Iraq documented to have 47% of cancer cases and 55% of cancer-related fatalities in 2008, despite having a medium HDI score (5).

According to Al-Janabi *et al.*, (2017) study, both sexes have high prevalence and incidence rates for some cancer disorders, such as bladder cancer, lymphoma, and other malignancies. RCC and bone cancer with a propensity for prostate cancer were observed to be more prevalent in men than in women (6).

With regard to ovarian cancer and uterine cancer in particular, female organs had been impacted by cancer. Results about the frequency and incidence rate of cancer among men and women in Karbala, Iraq, may differ from those discovered in earlier research conducted in other Iraqi towns. The variations mostly rely on the location in the city and the moment they happen (7).

According to estimates from 2011, the three most prevalent cancer kinds in men in Fallujah City, which is in western Iraq, were lung, stomach, and bladder cancer, while the three most prevalent cancer types in women were breast, ovary, and uterine cancer (8).

In another study, the majority from cancer patients were older adults (> 50 years) and bladder cancer was ranked first in men and fifth in women for prevalence estimates rates. Breast cancer was the cancer

kind with the highest prevalence and incidence rates in females, while bladder cancer was ranked first in men and fifth in women. Incidence and prevalence were three times higher in men than in women, according to the data, It is ranked as the seventh most prevalent cancer overall in men and the seventeenth most prevalent in women (9).

According to Canada, which predicted 170 deaths in 2012 (10), the mortality rate of this disease is very high in several nations. In the past, wealthy nations had a higher prevalence of this form of cancer than developing nations, but this is no longer the case.

The prevalence of bladder cancer may be the highest in the world in Egypt (11), but it is one of the most common cancers in most Arab nations, including Lebanon (18.5 percent) (12). A significant incidence of bladder cancer has affected the populace of numerous Iraqi cities, including Baghdad, Basrah, and Al Anbar, although it is at varying levels in other places, including Kirkuk (6).

## Conclusion

The prevalence and incidence of several cancer types, despite Baghdad City/Iraq. The most common cancers across all time periods were lung cancer in men and breast cancer in women.

## References

1. Peres, M. A., Macpherson, L. M., Weyant, R. J., Daly, B., Venturelli, R., Mathur, M. R., ... & Watt, R. G. (2019). Oral diseases: a global public health challenge. *The Lancet*, 394(10194), 249-260.
2. Nsaif, G. S., Abdallah, A. H., Ahmed, N. S., & Alfatlawi, W. R. (2018). Evaluation of Estradiol and Some Antioxidant in Breast Cancer Iraqi Women. *Al-Nahrain Journal of Science*, 21(1), 35-40.
3. Gostin, L. O. (2021). *Global health security: A blueprint for the future*. Harvard University Press.
4. Bray, F., Ferlay, J., Soerjomataram, I., Siegel, R. L., Torre, L. A., & Jemal, A. (2018). Global cancer statistics 2018: GLOBOCAN estimates of incidence and mortality worldwide for 36 cancers in 185 countries. *CA: a cancer journal for clinicians*, 68(6), 394-424.
5. International Agency for Research on Cancer. (2014). World cancer factsheet. *Cancer Research UK, Londres*, 5.
6. Al-Janabi, A. A. H. S., Naseer, Z. H., & Hamody, T. A. (2017). Epidemiological study of cancers in Iraq-Karbala from 2008 to 2015. *International Journal of Medical Research & Health Sciences*, 6(1), 79-86.
7. Liao, J. B., Fisher, C. E., & Madeleine, M. M. (2019). Gynecologic cancers and solid organ transplantation. *American Journal of Transplantation*, 19(5), 1266-1277.
8. Farhan, T. M., Al-Abdely, B. A., Abdullateef, A. N., & Jubair, A. S. (2020). Craniofacial Anomaly Association with the Internal Malformations in the Pediatric Age Group in Al-Fallujah City-Iraq. *BioMed Research International*, 2020.
9. Elobaid, Y., Aamir, M., Grivna, M., Suliman, A., Attoub, S., Mousa, H., ... & Oulhaj, A. (2021). Breast cancer survival and its prognostic factors in the United Arab Emirates: A retrospective study. *Plos one*, 16(5), e0251118.
10. Public Health England Knowledge and Intelligence. Bladder cancer incidence, mortality and survival rates in the United Kingdom. NCIN. 2013.
11. Lenis, A. T., Lec, P. M., & Chamie, K. (2020). Bladder cancer: a review. *Jama*, 324(19), 1980-1991.
12. Saginala, K., Barsouk, A., Aluru, J. S., Rawla, P., Padala, S. A., & Barsouk, A. (2020). Epidemiology of bladder cancer. *Medical sciences*, 8(1), 15.